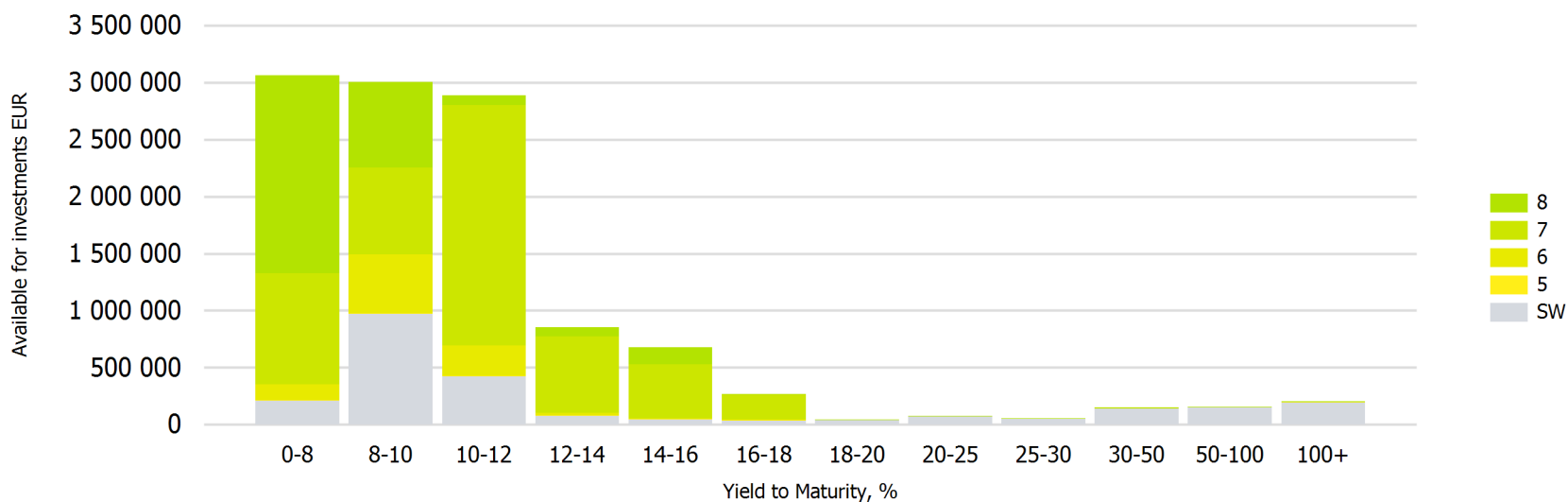


# Available for investments in Secondary market by Yield to Maturity, Mintos Risk Score and Currency

Data till: 2022.05.21 07:45:40

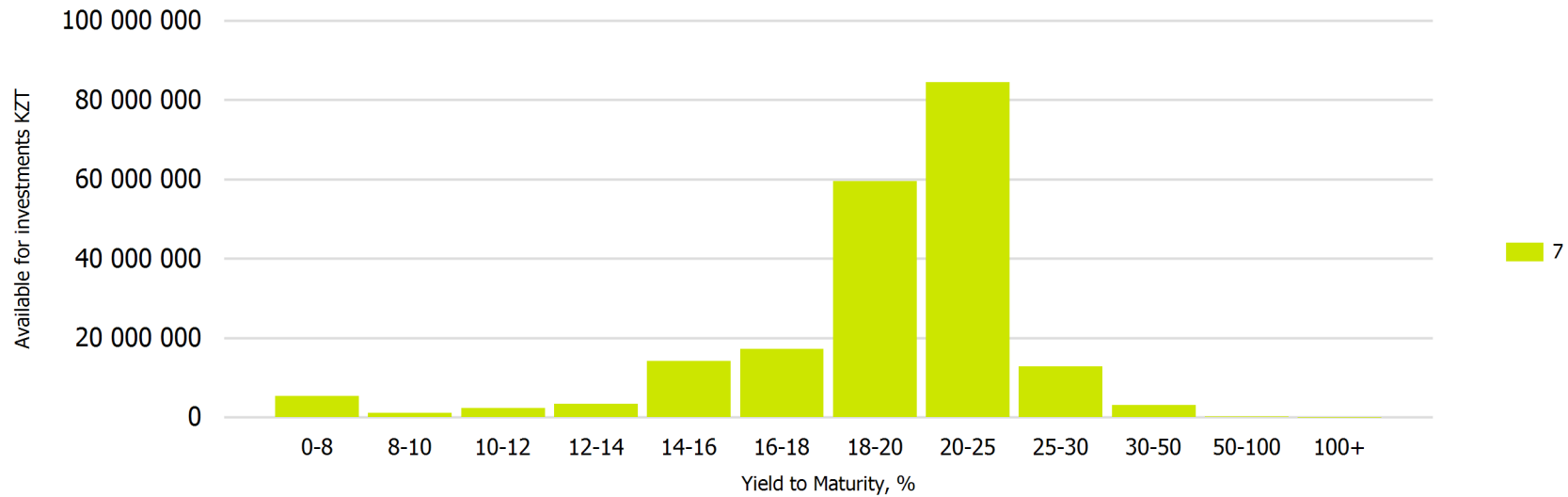
EUR

Yield to Maturity, %	Mintos Risk Score					
	8	7	6	5	SW	Total
0-8	1 735 747	974 214	141 638	1 167	210 987	<b>3 063 753</b>
8-10	751 005	764 481	514 257	1 540	975 667	<b>3 006 950</b>
10-12	86 942	2 107 535	266 329	2 983	423 648	<b>2 887 436</b>
12-14	82 454	670 690	19 114	2 472	79 738	<b>854 469</b>
14-16	148 218	476 206	4 302	3 140	47 273	<b>679 139</b>
16-18	2 334	221 787	6 517	159	35 615	<b>266 412</b>
18-20	164	1 461	171	462	42 456	<b>44 713</b>
20-25	26	457	38	1 801	74 382	<b>76 704</b>
25-30	26	89	4	50	54 347	<b>54 516</b>
30-50	1 093	1 056	444		145 136	<b>147 729</b>
50-100	15	166	208	71	153 647	<b>154 106</b>
100+	1 711	2 649	685	5	199 370	<b>204 422</b>
<b>Total</b>	<b>2 809 735</b>	<b>5 220 792</b>	<b>953 707</b>	<b>13 849</b>	<b>2 442 268</b>	<b>11 440 351</b>



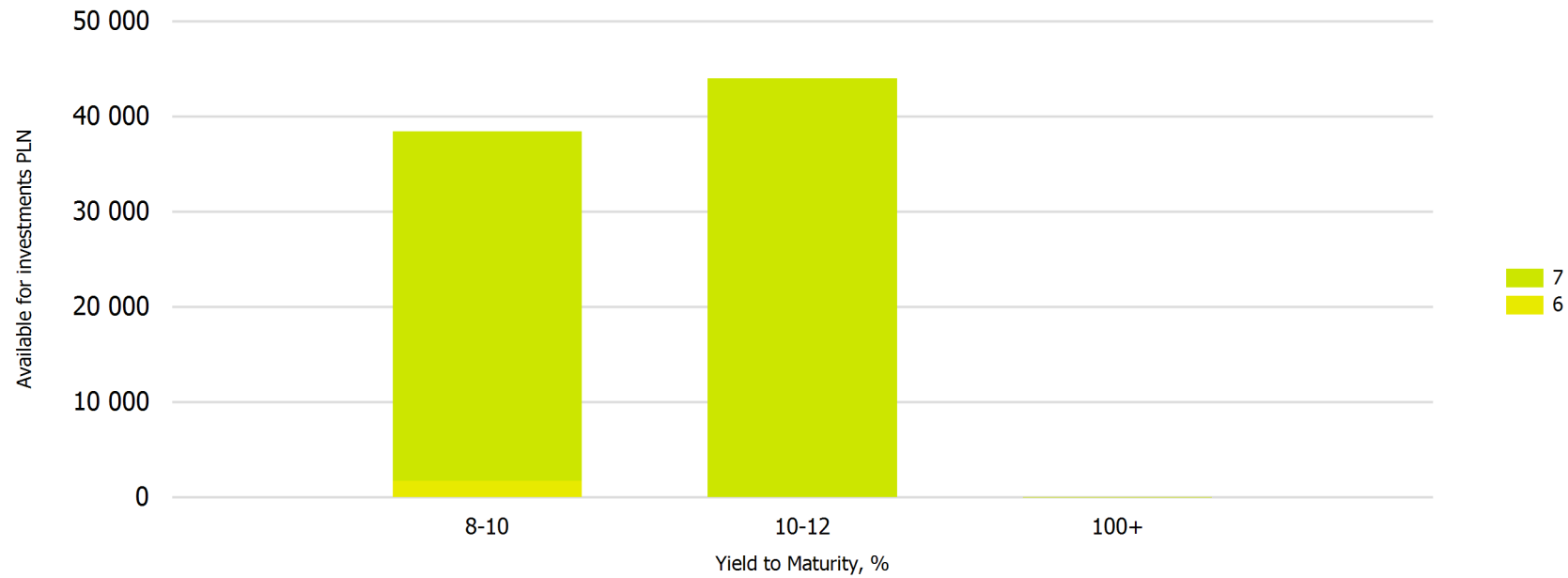
# KZT

Yield to Maturity, %	Mintos Risk Score
	7
0-8	5 397 634
8-10	1 099 942
10-12	2 250 220
12-14	3 447 462
14-16	14 113 475
16-18	17 280 680
18-20	59 480 881
20-25	84 461 626
25-30	12 771 643
30-50	3 067 642
50-100	196 865
100+	96 706
<b>Total</b>	<b>203 664 775</b>



# PLN

Yield to Maturity, %	Mintos Risk Score		
	7	6	Total
8-10	36 725	1 731	38 456
10-12	43 994		43 994
100+	0		0
<b>Total</b>	<b>80 719</b>	<b>1 731</b>	<b>82 450</b>



# RUB

Yield to Maturity, %	Mintos Risk Score		
	7	SW	Total
0-8	115 444	691 099	<b>806 543</b>
8-10	110 287	1 085 523	<b>1 195 811</b>
10-12	248 327	710 358	<b>958 685</b>
12-14	201 981	1 979 126	<b>2 181 107</b>
14-16	2 842 498	1 902 753	<b>4 745 251</b>
16-18	844 572	10 814 070	<b>11 658 642</b>
18-20	4 371 085	1 523 230	<b>5 894 315</b>
20-25	5 876 292	1 928 631	<b>7 804 923</b>
25-30	54 368	702 925	<b>757 293</b>
30-50	28 804	1 143 864	<b>1 172 668</b>
50-100	8 621	1 592 914	<b>1 601 535</b>
100+	30 541	861 433	<b>891 974</b>
<b>Total</b>	<b>14 732 821</b>	<b>24 935 927</b>	<b>39 668 747</b>

